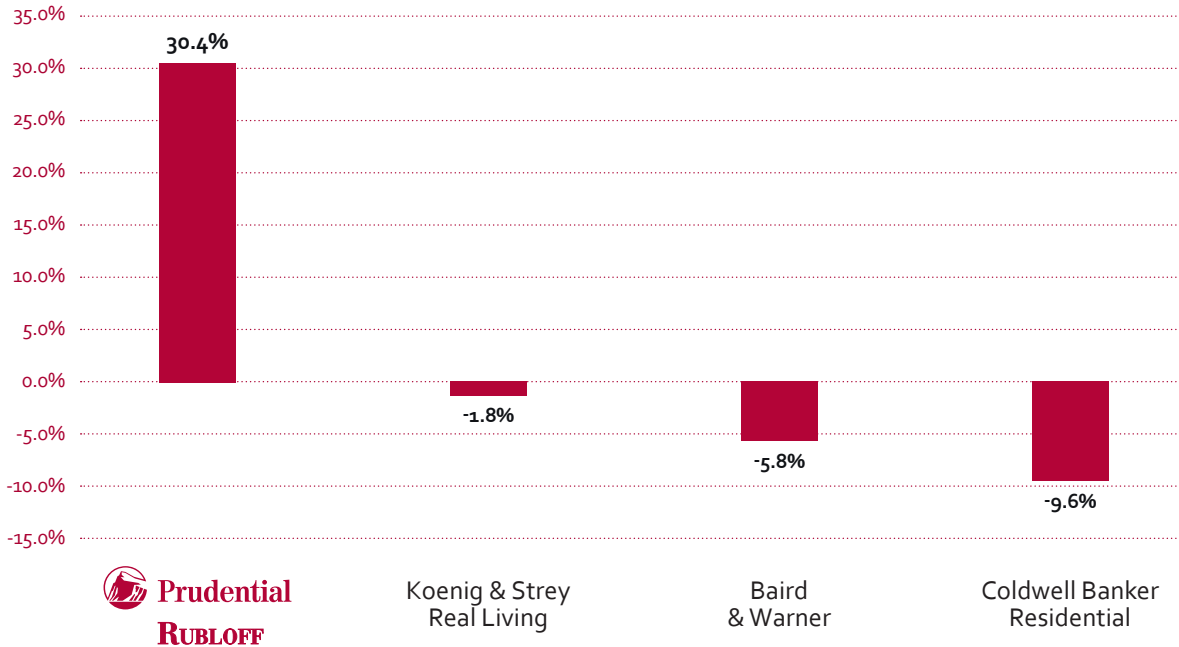


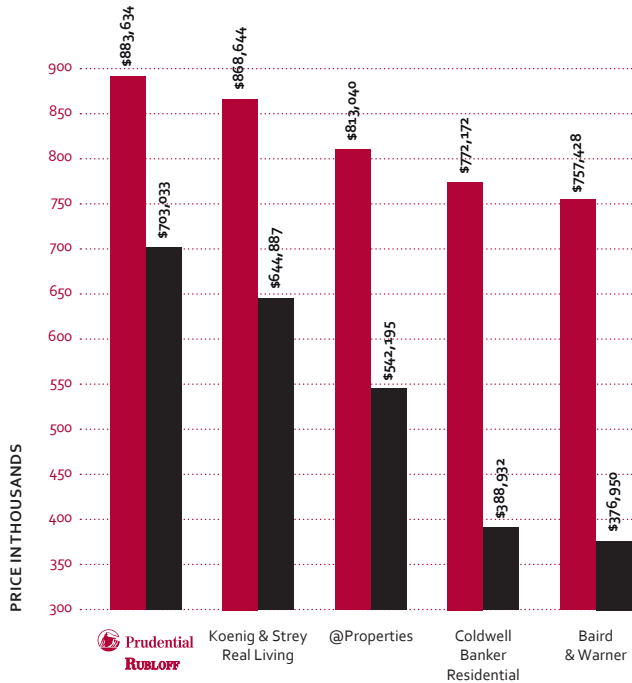
#1 NORTH SHORE

Greatest Percentage Increase in Market Share



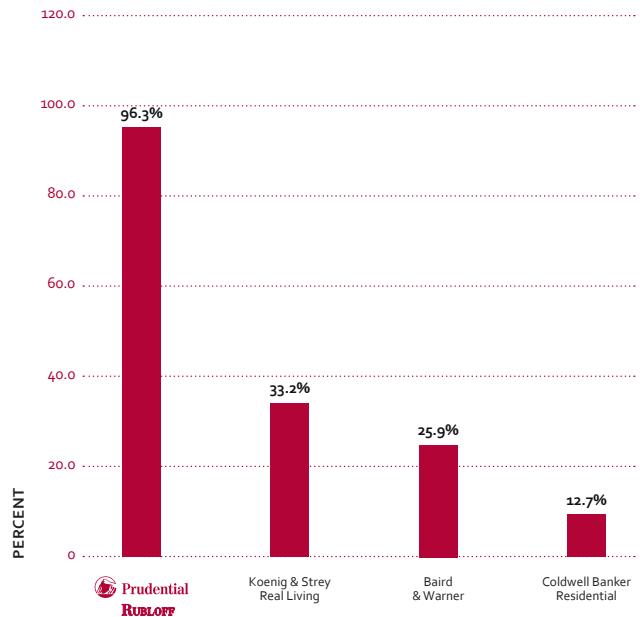
North Shore Communities, Total Sold List + Sell for firms with 7%+ Market Share, YTD 12/7/09 vs 12/7/10

Highest Average Single Family Sale Price



North Shore Communities, Detached, for firms with \$121 Million+ Closed Volume, 1/1/10-12/7/10
Cook County, Detached, for firms with \$143 Million+ Closed Volume, 1/1/10-12/7/10

Greatest Percentage Increase in Total Closed Buy Side Volume



North Shore Communities, Total Closed Buy Side Volume Increase, for firms with \$100 Million+ Closed, YTD 12/7/09 vs 12/7/10

Information based on data obtained from the Midwest Real Estate Data, LLC, calculated using list-side and sell-side data. This may result in the double-counting of some properties due to double-ended brokerage transactions. Information deemed reliable, but not guaranteed.